

## PROFFORMANCE thematic webinar

Test of the PROFFORMANCE assessment tool – self-assessment

Dear Participants,

The **PROFFORMANCE toolikt** consists of the **Assessment tool** [tool.profformance.eu](http://tool.profformance.eu) and the **teaching excellence database** [award.tool.eu](http://award.tool.eu) and will be complemented with tutorials, guidelines and short courses.

At the **Thematic webinar**, participants may test the self-assessment part of one Thematic area, and listen to good practices from the database and also think together about the webinar's focus topic.

We would like to give you a **short guide how to participate in this joint assessment with the community of the Webinar**.

**Participating in this test is anonymous so no personal data can be seen. Your contact details are not connected into the system.**

### Coordinators:



MINISTRY OF CULTURE AND INNOVATION



TEMPUS PUBLIC FOUNDATION



Co-funded by  
the European Union

European Higher Education Area (EHEA) - Initiative to support the implementation of reforms ERASMUS-EDU-2021-EHEA-IBA Action Grant

### Full Partners:

 Bundesministerium  
Bildung, Wissenschaft  
und Forschung

  
Ministry of Science and Education

  
MINISTRY OF EDUCATION,  
YOUTH AND SPORTS

  
CZECH  
NATIONAL  
AGENCY FOR  
INTERNATIONAL  
EDUCATION

  
Република Србија  
МИНИСТАРСТВО ПРОСВЕТЕ

  
FOUNDATION  
TEMPUS

### Associated Partners:

ACA  
ACADEMIC  
COOPERATION  
ASSOCIATION

  
WU ESU

HEA | HIGHER EDUCATION AUTHORITY  
AN GÚDARÁS um ARD-OIDEACHAS

  
MINISTRY OF  
EDUCATION  
AND SCIENCE  
OF GEORGIA

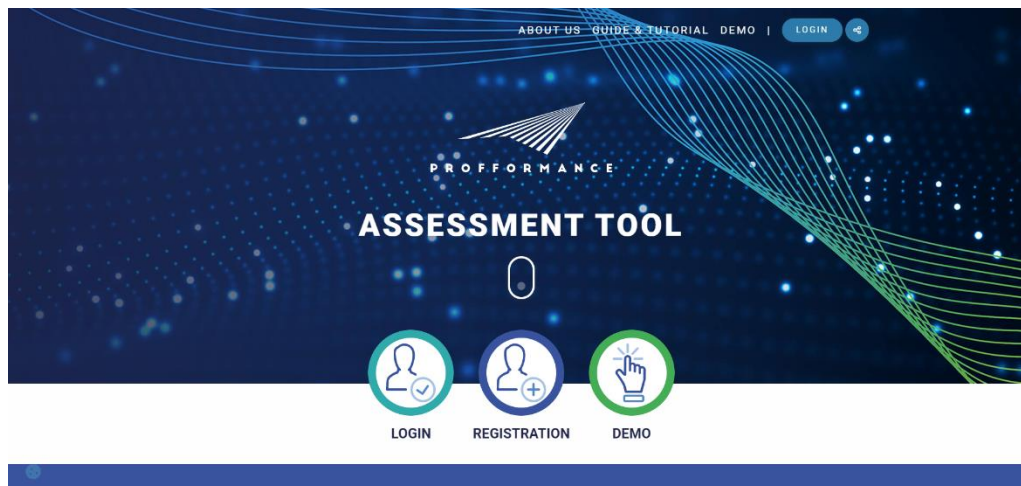
  
NATIONAL CENTER FOR  
EDUCATIONAL QUALITY  
ENHANCEMENT

  
universidade de aveiro  
theoria poiesis praxis

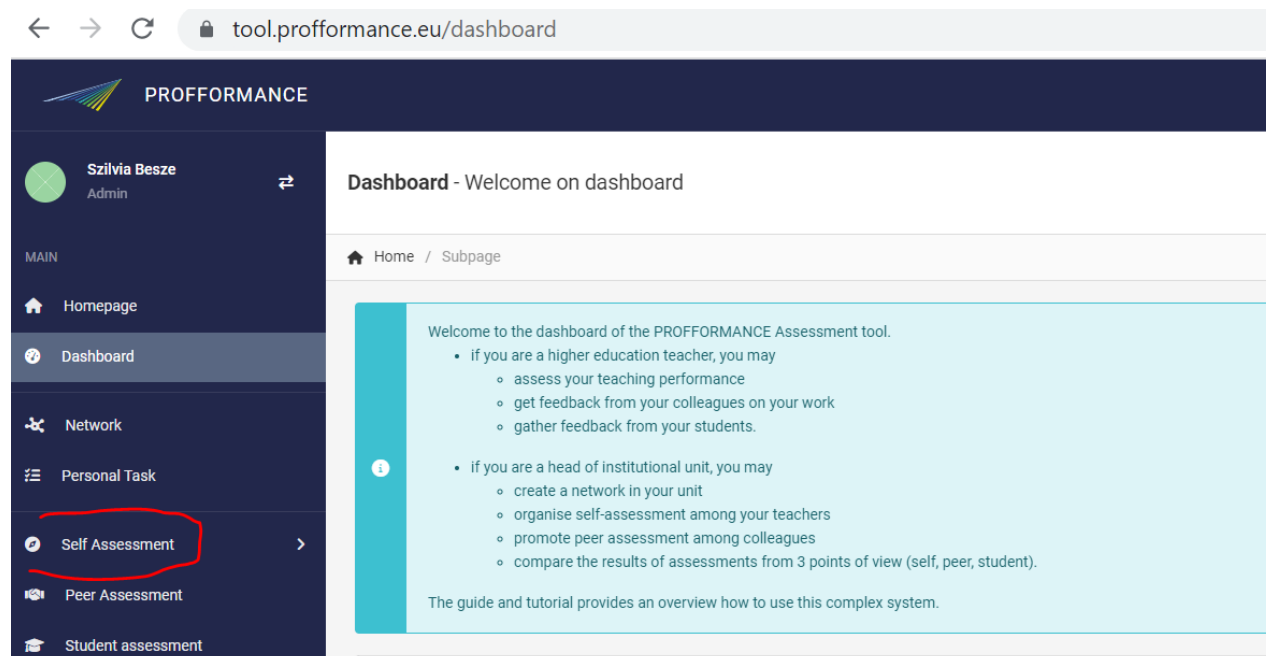
  
SZÉCHENYI  
EGYETEM  
UNIVERSITY OF GÖDÖLLŐ

1. Please go to Tool Platform: <https://tool.profformance.eu/>

LOGIN directly with the credentials we have sent you in the email  
(these credentials are generated only for this webinar to test the tool, cannot be used for other functions)



2. Please go to the dashboard and click Self-assessment at the left side menu bar



3.

Click the subcategory self assessment and at the right side find the 3 small bars – clicking on it, you can start self-assessment

The screenshot shows a web application interface. On the left is a dark sidebar with a menu. The main content area is titled 'List of Self Assessments'. At the top, there is a light blue box with the text 'Self-assessments to be started' and a bullet point 'Start self-assessment' with a sub-bullet 'Actions: by clicking to the 3 horizontal lines, you can get to the start self-assessment button.' Below this is a table with columns: 'Item of Self Assessment', 'Title', 'Details', 'Item task type', 'Start date (CET/CEST)', 'End date (CET/CEST)', 'Active', and 'Actions'. The first row of the table has the following data: 'Course design', 'Self-Assessment on course design', 'Webinar participants test the self-assessment for student centred course design', 'Institutionalized task', '2023-03-24 00:00', '2023-03-28 12:00', 'Yes', and a menu icon. A red circle highlights the 'Start Self Assessment' button that appears when the menu icon is clicked. Below the table, it says 'Showing 1 to 1 of 1 entries'.

4.

Please give your age and gender and do not forget to SAVE before going to NEXT.

Personal data


Your age \*


--- Please choose an option ---

You are \*

--- Please choose an option ---

Please **SAVE** your answers before proceeding to the next page.

Save 

Next 

## 5. Please evaluate your performance according to the statements

### TA1 Student-centered course design

Description



Competence fields

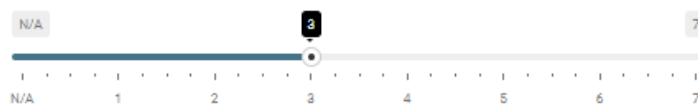


Points



#### Competence statements

1. I consider the legal framework and university regulations relevant for curriculum/course design and development.



Hint!

2. I design and regularly improve my courses/programs according to the latest developments and trends within my disciplines.



Hint!

3. I am familiar with and apply different pedagogical models and learning and teaching methods in the curriculum development.



Hint!

4. I design learning outcomes in terms of knowledge, skills and competences, considering the specificity of the field/level of studies, labour market and societal requirements.

General

[TA1 Student-centered course design](#)

Finalize

6.

Do not forget to save again and click on next.

### Inclusion and Diversity

I am aware of inclusion and equal treatment/equity policies and I plan alternative learning and assessment methods within my course development accordingly.

N/A

7

N/A 1 2 3 4 5 6 7

Hint!

### Sustainability

I consider discipline-related environmental and sustainability issues in my course/curricula, I plan the development of students' skills and knowledge on sustainability aspects of the profession. I plan activities with the lowest impact on the environment.


N/A

6


7

N/A 1 2 3 4 5 6 7

Hint!

 Please **SAVE** your answers before proceeding to the next page.

Save 

Next 


7.

When ready, you may click on Submit

Edit Self Assessment - Thematic webinar- student-centred course design



### Finalize

 Now you can finalize your Self Assessment.

Submit 

General


TA1 Student-centered course design

Finalize

8. We can see the joint results together at the webinar

9. or you may see your result page after task's deadline.



Item task type	Start date (CET/CEST)	End date (CET/CEST)	Submission date	Active	Actions
Institutionalized task	2023-03-24 00:00	2023-03-24 00:00	2023-03-24 11:12	Yes	

- Show Self Assessment
- Show results

Next